




	Year 7	Spring 2024
<div data-bbox="124 365 536 976" style="border: 2px solid blue; padding: 10px; text-align: center;"> <p>One School</p>  <p>3 Sites Croxteth Fazakerley Speke</p> </div>	English	Maths
	<p>Poetry Across Cultures -Poets and Poems from other cultures. -Poetic Techniques -Non-fiction texts</p> 	<p>7a – Stage 7b - Stage Please see Stage overview for this term on the maths page on the secondary tab</p>
	<i>You can help your child by:</i>	<i>You can help your child by:</i>
	<p>Asking them what cultures they have been looking at. Research poems from that culture. For Literacy: Students can log in to their Lexia account. Login sheets will be sent home termly but you can always request your child's English login sheet.</p>	<p>Supporting them to use Complete Maths Tutor. Authentication (completemaths.com) Your child's log in and user name is in their planner</p>
Science	Computing	Technology - Food
<p>Looking at body systems and cells. Looking at electrical circuits. Sources of energy. Chemical reactions.</p>	<p>Year 7 pupils will be learning about different types of computer systems and how we interact with them. They will learn about inputs and outputs and how these are used as part of a processing cycle. They will learn about the software needed to create a computer system and they will explore hardware and software working together using Lego Education STEM kits.</p>	<p>Year 7 pupils will take a closer look at the Eatwell plate & where food comes from. This unit will allow pupils to gain more confidence using the Equipment in the Food Technology room. The unit will allow pupils to have a better understanding of the Nutritional content of the food that they eat and where it comes from.</p>
<i>You can help your child by:</i>	<i>You can help your child by:</i>	<i>You can help your child by:</i>
<p>KS3 Science - BBC Bitesize Science activities (stem.org.uk) Home WowScience - Science games and activities for kids</p>	<p>Looking at embedded systems (washing machine, tumble dryer, microwave and central heating, etc.) at home and showing your child how they work.</p>	<p>Encourage your child to wash their own dishes. Encourage your child to prepare simple snacks for themselves.</p>

Technology – resistant materials	Humanities	World Views
<p>Students are studying 'Mechanical Systems'. This will include levers, linkages and imparting movement.</p>	<p>History- Key Skills and Medieval Britain. Pupils will use key skills to learn aspects of life in Medieval Britain, The Battle of Stamford Bridge and The Battle of Hastings.</p>	<p><u>Why do people celebrate?</u> In this unit students will explore how religions celebrate special events. We will examine the Hindu festivals of Holi and Diwali. The Jewish festivals of Rosh Hashanah and Hanukkah, the Christian festivals of Easter and Christmas and finally, we will look at the Sikh festival of Vaisakhi. What unites these festivals?</p>
<p><i>You can help your child by:</i></p>	<p><i>You can help your child by:</i></p>	<p><i>You can help your child by:</i></p>
<p>Visit and work through ENGINEERING - DESIGN AND TECHNOLOGY (technologystudent.com)</p>	<p>BBC - History For Kids KS3 History - BBC Bitesize</p>	<p>Talk with your young person about what festivals you celebrate. Why and how do you celebrate important events in your life and community?</p>
PSHE	Life Skills	PE
<p>Diversity Diversity, prejudice, and bullying</p> <p>Health and puberty Healthy routines, influences on health, puberty, unwanted contact, and FGM</p>	<p>Right and Wrong Being able to identify the difference between right and wrong.</p> <p>Money and time Understanding coins, notes and measures of time</p>	<p>Net Wall Games E.g- Badminton, Short Tennis, Volleyball and Kinnball.</p> <p>Invasion games E.g- Football, tag rugby, hockey, Basketball, Netball</p> <p>Students will look at the individual skills and strategies of the games, as well as rules and regulations.</p>
<p><i>You can help your child by:</i></p>	<p><i>You can help your child by:</i></p>	<p><i>You can help your child by:</i></p>
<p>Helping Children Deal with Bullying & Cyberbullying NSPCC Bullying How To Deal With Bullying and Getting Help YoungMinds What is diversity? - BBC Bitesize Protecting children from female genital mutilation (FGM) NSPCC Learning Rise Above</p>	<p><i>Talk about the topic areas with your child and reinforce what has been taught in school.</i> Allowing them to pay for things in a shop.</p>	<p>Encourage your child to play as much sport as possible to enhance skills learnt in school. Watch and research games and rules on TV and YouTube.</p>

Spanish	Art	Citizenship						
<p>Mi Familia To be able to say who is in my family.</p> <p>Las Mascotas To be able to identify pets</p>	<p>Aboriginal art Students will be exploring the origin of Aboriginal art. Students will create their own dreaming's and symbols for their stories as well as working with clay to create their own slates with Aboriginal art engraved on them.</p> 	<p><u>The history of the UK political system</u> Students to explore how the political system of the United Kingdom has developed as a democracy, including the role of the monarchy, the development of our constitution and Parliament, and how democracy is different from other forms of government.</p>						
<p><i>You can help your child by:</i></p>	<p><i>You can help your child by:</i></p>	<p><i>You can help your child by:</i></p>						
<p>Looking at the key vocabulary for the unit posted each half term on Seesaw</p>	<p>Talk to your child about the colours used within this art style, where would they find these colours within nature?</p>	<p>Watch and discuss the following video. Parliament - BBC Teach</p>						
Music	Enrichment (Wednesday afternoon)							
<p>Pitch- High and Low. Exploring music with high and low sounds. Using pictorial scores to represent high and low sounds and playing tuned instruments from pictorial scores.</p>	<p>The enrichment carousel is an opportunity to enhance the experiences of our students and building their capacity as learners.</p> <table border="1" data-bbox="571 1469 1425 1626"> <tbody> <tr> <td data-bbox="571 1469 855 1581">Craft</td> <td data-bbox="855 1469 1139 1581">Military School</td> <td data-bbox="1139 1469 1425 1581">Boxing Physical and mental health</td> </tr> <tr> <td data-bbox="571 1581 855 1626">Forest School</td> <td data-bbox="855 1581 1139 1626">Games Club</td> <td data-bbox="1139 1581 1425 1626">STEM Club</td> </tr> </tbody> </table>		Craft	Military School	Boxing Physical and mental health	Forest School	Games Club	STEM Club
Craft	Military School	Boxing Physical and mental health						
Forest School	Games Club	STEM Club						
<p><i>You can help your child by:</i></p>								
<p>Listening to different types of music and encouraging them to spot high and low sounds. Using a tuned instrument to encourage them to play high and low sounds or singing in a high/low voice.</p>								
<p>There is more subject information on the curriculum tab on the school website. https://bvhs.co.uk You will be able to see examples of your child's work for term on Seesaw.</p>								