




<p style="text-align: center;"><b>One School</b></p>  <p style="text-align: center;"><b>3 sites</b> Croxteth Fazakerley Speke</p> <p style="text-align: center;"><b>Each Unique</b></p>	<b>Year 7</b>	<b>Spring 2025</b>
	<b>English</b>	<b>Maths</b>
	<p>Poetry Across Cultures -Poets and Poems from other cultures. -Poetic Techniques -Non-fiction texts</p> 	<p>Stage 1/2 Please see Stage overview for this term on the maths page on the secondary tab</p>
	<p><i>You can help your child by:</i></p> <p>Asking them what cultures they have been looking at. Research poems from that culture. <b>For Literacy:</b> Students can log in to their Lexia account. Login sheets will be sent home termly but you can always request your child's English login sheet.</p>	<p><i>You can help your child by:</i></p> <p>Supporting them to use Complete Maths Tutor. <a href="https://www.completemaths.com">Authentication (completemaths.com)</a></p> <p>Your child's log in and user name is in their planner</p>
<b>Science</b>	<b>Computing</b>	<b>Technology - Food</b>
<p>Looking at body systems and cells. Looking at electrical circuits. Sources of energy. Chemical reactions.</p>	<p>Year 7 pupils will be learning about different types of computer systems and how we interact with them. They will learn about inputs and outputs and how these are used as part of a processing cycle. They will learn about the software needed to create a computer system and they will explore hardware and software working together using Lego Education STEM kits.</p>	<p>Year 7 pupils will take a closer look at the Eatwell plate &amp; where food comes from.</p> <p>This unit will allow pupils to gain more confidence using the Equipment in the Food Technology room.</p> <p>The unit will allow pupils to have a better understanding of the Nutritional content of the food that they eat and where it comes from.</p>
<p><i>You can help your child by:</i></p> <p><a href="#">KS3 Science - BBC Bitesize Science activities (stem.org.uk) Home   WowScience - Science games and activities for kids</a></p>	<p><i>You can help your child by:</i></p> <p>Looking at embedded systems (washing machine, tumble dryer, microwave and central heating, etc.) at home and showing your child how they work.</p>	<p><i>You can help your child by:</i></p> <p>Encourage your child to wash their own dishes. Encourage your child to prepare simple snacks for themselves.</p>

Technology – resistant materials	Humanities	World Views
<p>Students are creating name sculptures, learning how to use craft knives safely and improve on their design skills to create a 3D sculpture.</p>	<p>History- Key Skills and Medieval Britain. Pupils will use key skills to learn aspects of life in Medieval Britain, The Battle of Stamford Bridge and The Battle of Hastings.</p>	<p><b><u>Why do people celebrate?</u></b> In this unit students will explore how religions celebrate special events. We will examine the Hindu festivals of Holi and Diwali. The Jewish festivals of Rosh Hashanah and Hanukkah, the Christian festivals of Easter and Christmas and finally, we will look at the Sikh festival of Vaisakhi. What unites these festivals?</p>
<p><i>You can help your child by:</i></p>	<p><i>You can help your child by:</i></p>	<p><i>You can help your child by:</i></p>
<p>Visit and work through <a href="http://www.technologystudent.com">ENGINEERING - DESIGN AND TECHNOLOGY (technologystudent.com)</a></p>	<p><a href="#">BBC - History For Kids</a> <a href="#">KS3 History - BBC Bitesize</a></p>	<p>Talk with your young person about what festivals you celebrate. Why and how do you celebrate important events in your life and community?</p>
PSHE	Life Skills	PE
<p><b>Diversity</b> Diversity, prejudice, and bullying</p> <p><b>Health and puberty</b> Healthy routines, influences on health, puberty, unwanted contact, and FGM</p>	<p><b>Right and Wrong</b> Being able to identify the difference between right and wrong.</p> <p><b>Money and time</b> Understanding coins, notes and measures of time</p>	<p><b>Net Wall Games</b> E.g- Badminton, Short Tennis, Volleyball and Kinnball.</p> <p><b>Invasion games</b> E.g- Football, tag rugby, hockey, Basketball, Netball</p> <p>Students will look at the individual skills and strategies of the games, as well as rules and regulations.</p>
<p><i>You can help your child by:</i></p>	<p><i>You can help your child by:</i></p>	<p><i>You can help your child by:</i></p>
<p><a href="#">Helping Children Deal with Bullying &amp; Cyberbullying   NSPCC</a> <a href="#">Bullying   How To Deal With Bullying and Getting Help   YoungMinds</a> <a href="#">What is diversity? - BBC Bitesize</a> <a href="#">Protecting children from female genital mutilation (FGM)   NSPCC Learning</a> <a href="#">Rise Above</a></p>	<p><i>Talk about the topic areas with your child and reinforce what has been taught in school.</i> Allowing them to pay for things in a shop.</p>	<p>Encourage your child to play as much sport as possible to enhance skills learnt in school. Watch and research games and rules on TV and YouTube.</p>

Spanish	Art	Citizenship									
<p><b>Mi Familia</b> To be able to say who is in my family.</p> <p><b>Las Mascotas</b> To be able to identify pets</p>	<p><b>Aboriginal art</b> Students will be exploring the origin of Aboriginal art. Students will create their own dreaming's and symbols for their stories as well as working with clay to create their own slates with Aboriginal art engraved on them.</p> 	<p><b><u>The history of the UK political system</u></b> Students to explore how the political system of the United Kingdom has developed as a democracy, including the role of the monarchy, the development of our constitution and Parliament, and how democracy is different from other forms of government.</p>									
<p><i>You can help your child by:</i></p>	<p><i>You can help your child by:</i></p>	<p><i>You can help your child by:</i></p>									
<p>Looking at the key vocabulary for the unit posted each half term on Seesaw</p>	<p>Talk to your child about the colours used within this art style, where would they find these colours within nature?</p>	<p>Watch and discuss the following video. <a href="#">Parliament - BBC Teach</a></p>									
Music	Enrichment (Wednesday afternoon)										
<p><b>Fanfares.</b> Classical music: Exploring music for a specific occasion. Creating short compositions (fanfares) which students will write down.</p> <p><b>Instrument skills:</b> Introduction to the keyboard. Melody, lead sheets &amp; accompaniment.</p>	<p>The enrichment carousel is an opportunity to enhance the experiences of our students and building their capacity as learners.</p> <table border="1" data-bbox="571 1361 1425 1585"> <tbody> <tr> <td>Craft</td> <td>Military School</td> <td>Boxing Physical and mental health</td> </tr> <tr> <td>Forest School</td> <td>Games Club</td> <td>STEM Club</td> </tr> <tr> <td>Procreate App (digital art)</td> <td></td> <td></td> </tr> </tbody> </table>		Craft	Military School	Boxing Physical and mental health	Forest School	Games Club	STEM Club	Procreate App (digital art)		
Craft	Military School	Boxing Physical and mental health									
Forest School	Games Club	STEM Club									
Procreate App (digital art)											
<p><i>You can help your child by:</i></p>	<p>The Expressive Arts group will re-gather after spring half term to start working towards our summer show.</p>										
<p>There is more subject information on the curriculum tab on the school website. <a href="https://bvhs.co.uk">https://bvhs.co.uk</a> You will be able to see examples of your child's work for the term on Seesaw.</p>											